

431L top freezer refrigerator, white with FlexStor

RRP AUS \$1,299.00 NZ \$0.00 AUS \$1,299.00 NZ \$0.00



Product Details

FEATURES

Flat Door Design	Pocket Handles	Full-width humidity controlled crisper bin	Spillsafe™ glass shelves
FamilySafe™ lockable compartment	Twist Ice & Serve Dispenser	LED lighting	Blue feature lighting
Multi-flow air delivery system	Frost free	More environmentally friendly refrigerant (R600a)	Internal electronic controls
Quick chill function	Temperature sensor	Door alarm	Service mode with diagnostics feature
Egg tray	Adjustable front rollers	Rear rollers	Hidden hinges

BENEFITS

Understanding new capacity and energy ratings
 From the 15th August 2021, the way refrigerators are tested to calculate Energy Star Ratings and energy consumption have changed. This means that the capacity and energy rating calculations have changed, however the product remains unchanged. Be sure to check all new ratings to ensure that your comparisons are consistent with the new standards.

Stylish Design
 Crafted with ultra-modern flat doors, elegant handle options and your choice of Dark or Natural Real Stainless Steel or white your fridge will be the centrepiece of your kitchen. (Options vary by model)

FreshSeal Crispers
 Our FreshSeal Crispers have advanced seals, and with humidity control you get better flexibility to look after your food the right way. Our seals assist in preventing moisture loss, while the humidity control lets you provide a better environment for fresher tasting food.

FlexStor Adjustable Door Bins
 When life gets busy, flexibility is a life saver. That's why Westinghouse created the FlexStor system. The adjustable door bins allow for quick and easy adjustment whenever or however you need it. We make it easy to do more with your fridge.

SpillSafe™ Glass Shelves

Spills happen, but when they do, the world doesn't have to end.

The Westinghouse SpillSafe™ glass shelves help with the mess by containing the spilt liquid to one shelf, so you have less to clean.

Specifications

PRODUCT PROFILE

Domestic warranty details (yrs)	2
Additional domestic warranty for the sealed refrigeration system only (yrs)	3
Refrigerator Type	top mount
Exterior door finish	White
Exterior cabinet finish	white
Door style	square
Handle design	integrated
Fridge door opening	left or right
Cooling system	frost free
Refrigerant	R600a
Compressor	Inverter

DIMENSIONS

Total height (mm)	1725
Cabinet height (mm)	1718
Max door height (mm)	1725
Total width (mm)	699
Cabinet width (mm)	693
Total depth (mm)	723
Cabinet depth (mm)	641
Depth door open 90degree (mm)	1360
Air space at sides (mm)	30
Air space above cabinet (mm)	50
Air space behind (mm)	50
Food Compartment Capacity AS/NZS IEC 62552-3 (L)	329

DIMENSIONS

Freezer Compartment Capacity AS/NZS IEC 62552-3 (L)	102
-----------------------------------------------------	-----

Total Capacity AS/NZS IEC 62552-3 (L)	431
---------------------------------------	-----

Food compartment capacity (gross in litres)	341
---------------------------------------------	-----

Freezer compartment capacity (gross in litres)	119
------------------------------------------------	-----

Total Gross Capacity (L)	460
--------------------------	-----

Food compartment capacity (net in litres)	329
-------------------------------------------	-----

Total Net Capacity (L)	426
------------------------	-----

ENERGY

Energy Star Rating AS/NZS IEC 62552-3	4
---------------------------------------	---

Energy Consumption AS/NZS IEC 62552-3 (kWh/year)	336
--------------------------------------------------	-----

Energy Star Rating AS/NZS 4474.2:2009	4.0
---------------------------------------	-----

REFRIGERATOR SYSTEM

Controls	electronic (without display)
----------	------------------------------

Controls location	internal
-------------------	----------

Controls type	touch
---------------	-------

Control functions	quick chill
-------------------	-------------

Door alarm	fridge
------------	--------

ENERGY

Energy consumption AS/NZS 4474.2:2009 (kWhr/yr)	337
-------------------------------------------------------	-----

FOOD COMPARTMENT

CHILLER COMPARTMENT

Full width compartment	1
------------------------	---

CRISPERS

Crisper lid/shelf	glass
Crispers Runner system	suspended
Full width crisper	1
Crisper features	humidity controlled

FOOD COMPARTMENT DOOR

BINS

Deep bottle bin	1
-----------------	---

REFRIGERATOR SYSTEM

Diagnostics	Yes
-------------	-----

SHELVING

Shelf material	glass
Standard shelves	2
Type of shelf	spill safe shelf,adjustable shelf

LIGHTING

Feature lighting	blue LED
Main light	LED

SPECIAL COMPARTMENTS

Family Safe lockable compartment	1
----------------------------------	---

Shallow bin	1
-------------	---

Shelf Retainer	fingers
----------------	---------

Half width bins	4
-----------------	---

FREEZER COMPARTMENT

ICE FACILITY

Twist ice and serve	2
---------------------	---

FREEZER DOOR

INTERNAL

Freezer door bins - full width	1
--------------------------------	---

Seals	mould resistant, fixed
-------	------------------------

SHIPPING

Shipping Volume (m3)	1.00
----------------------	------

Shipping Weight (Kg)	78
----------------------	----

Pack Dimensions Height (mm)	1770
-----------------------------	------

SHELVING

Shelving	glass shelf
----------	-------------

Type of shelf	spill safe shelf
---------------	------------------

EXTERNAL

Exterior	hidden hinges, adjustable front rollers, rear rollers, levelling legs
----------	-----------------------------------------------------------------------

STUFFING QUANTITIES

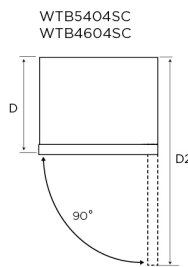
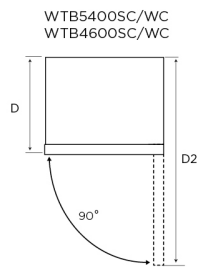
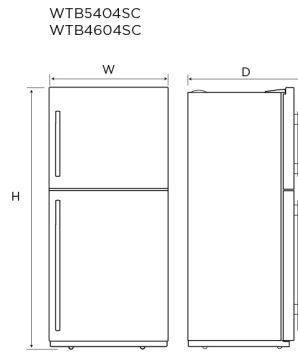
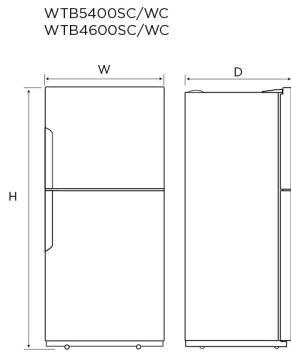
40ft	48
------	----

SHIPPING

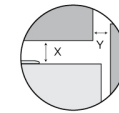
Pack Dimension Width (mm)	733
------------------------------	-----

Pack Dimension Depth (mm)	767
------------------------------	-----

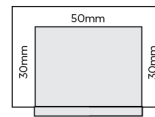
Dimensions



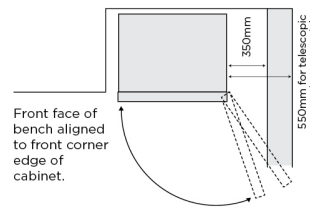
Minimum Recommended Airspaces



If you have a cupboard above the refrigerator with a rear gap of less than 100mm (Y), recommended minimum clearance at the top of the refrigerator increases from 30mm to 70mm (X).



Please note: Doors are designed to sit proud of cabinetry (not flush).



When positioned in a corner area, clearance of at least 350mm on the hinge side will allow the doors to open enough to enable the removal of bins and shelves. This required clearance increases to 550mm for those models with telescopic extension slide-out bins.

Dimensions	Product Height (H)	Product Width (W)	Product Depth (D)	Product Depth (D2) (Door Open)
WTB5400SC/ WC	1725	796	723	1457
WTB5404SC	1725	796	769	1457
WTB4600SC/ WC	1725	699	723	1360
WTB4604SC	1725	699	769	1360

Airspace	Side - both	Top	Behind
WTB5400SC/ WC	30	50	50
WTB5404SC	30	50	50
WTB4600SC/ WC	30	50	50
WTB4604SC	30	50	50

IMPORTANT

These dimensions are a guide only. All measurements are in millimetres (mm). For complete installation instructions, refer to the manual provided with product.
© 2021 Electrolux Home Products Pty Ltd. ABN 51 004 762 341. W_DIM_LTM_Oct21

Terms and Conditions

IMPORTANT

This is a guide of product dimensions only. For complete installation instructions, refer to the manual provided with product.

PRODUCT INFORMATION

The descriptors and illustrations in this publication apply to the specific products and models described as at the date of issue. Under our policy of continuous product development, product specifications may change without notice. Prospective purchasers should therefore check with their retailer to ensure this publication correctly describes the products that are being offered for sale. All information supplied is to be used for general reference purposes only and is on the understanding that Electrolux Home Products Pty Ltd (Australia) and Electrolux (NZ) Ltd (New Zealand) will not be liable for any loss, liability or damage of whatever kind arising as a result of reliance on such information. Colours of products illustrated are as close as printing limitations allow. Electrolux will at all times comply with its obligations pursuant to law including Trade Practices (Australian Consumer Law) Act and Regulations.

WARRANTY

This warranty only applies to Appliances purchased and used in Australia or New Zealand and used in normal domestic applications and is in addition to (and does not exclude, restrict, or modify in any way) any non-excludable statutory warranties in Australia or New Zealand. All warranties are subject to the conditions set out in the warranty card accompanying the product when purchased.

ELECTROLUX HOME PRODUCTS AUSTRALIA

telephone: 1300 363 640

fax: 1800 350 067

email: customercare@electrolux.com.au

web: www.electrolux.com.au

ELECTROLUX HOME PRODUCTS NEW ZEALAND

telephone: 09 573 2230

fax: 09 573 2221

email: customercare@electrolux.co.nz

web: www.electrolux.co.nz