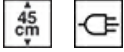


# SBC4604WNR




Product Family	Blast chiller
Category	45cm compact
Vitality system	Yes
Power supply	Electric
Heat source	Electric
Cooling type	Fan assisted



## Aesthetics

Aesthetic	Dolce Stil Novo	Glass Type	Eclipse
Colour	Black	Door	Full glass
Finishing	Glass	Handle	Dolce Stil Novo
Design	Flat	Handle Colour	Black
Component finish	Copper	Logo	Applied
Material	Glass		

## Programs / Functions

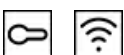
No. of warming functions	4
Automatic programmes	10
N. cold functions	4
Automatic cleaning	
Customisable recipes	100

## Controls




Display / Clock	TFT graphic , colour touch screen	Control setting	Touch control
-----------------	-----------------------------------	-----------------	---------------

## Options



<b>Door open alarm</b>	Yes	<b>Showroom demo option</b>	Yes
<b>Minute minder</b>	Yes	<b>Tones</b>	Polyphonic
<b>Timer</b>	2	<b>Chronology</b>	Yes, the last 10 functions utilised
<b>Controls Lock / Child Safety</b>	Yes	<b>Touch guide</b>	Si, a pressione prolungata su display
<b>Cooking with probe thermometer</b>	Yes	<b>Connectivity</b>	Si, WI-FI
<b>Cooling with probe</b>	Yes		

## Technical Features

			
<b>Compressor type</b>	Standard	<b>No. of lights</b>	1
<b>Refrigerant gas type</b>	R290	<b>Light type</b>	Halogen
<b>Refrigerant Quantity</b>	58 g	<b>Light Power</b>	1 W
<b>Climatic class</b>	SN, N, ST, T	<b>Light when door is opened</b>	Yes
<b>Temperature control</b>	Electronic	<b>Upper heating element - Power</b>	250 W
<b>Minimum Temperature</b>	-28 °C	<b>Door opening type</b>	Standard opening
<b>Maximum temperature</b>	75 °C	<b>Safety Thermostat</b>	Yes
<b>Cavity material</b>	Stainless steel	<b>Heating suspended when door is opened</b>	Yes
<b>No. of shelves</b>	3	<b>Gross volume</b>	34 l
<b>Shelves type</b>	Metal racks		

## Accessories Included

<b>Grid with back stop</b>	1	<b>Temperature probe</b>	Yes
<b>Bottle rack grid</b>	1	<b>Other</b>	Microfiber cloth

## Electrical Connection








<b>Plug</b>	(F;E) Schuko	<b>Current</b>	2,5 A
<b>Voltage</b>	220-240 V	<b>Frequency (Hz)</b>	50 Hz
<b>Electrical connection rating (W)</b>	270 W	<b>Power supply cable length</b>	200 cm



---

## Symbols glossary (TT)

---

	Child lock: some models are fitted with a device to lock the programme/cycle so it cannot be accidentally changed.		Electric
	Automatic cleaning: a drying cycle of the cavity to be run with the door open, to eliminate any condensation formed during use.		Compact appliances with a height of 45 cm - perfect solution to meet the functional requirements of kitchen sets of small height. Available in several types and in different styles.
	Touch controls: Easy to use touch controls allow the appliance to be programmed at the touch of a button.		The capacity indicates the amount of usable space in the oven cavity in litres.
	Wi-Fi connectivity		