

SABI221FF



Product Family	Freezers
Installation	Built-in
Built-In Niche	178
Category	Single door
Cooling type	No Frost
Hinge type	Door on door
Hinge position	Right
Reversible door	Yes



Aesthetics




Aesthetic	Universale	Logo	Silk screen
Colour	White	Drawers profile color	Silver
Side material	Metal	Display	LCD Touch
Side colour	White		

Freezer compartment features

Number of drawers	5
No. of compartments with flap	2

Other technical features



Freezer compartment accessories	Ice cube tray	No. of compressors	1
Functions display	Fast Freezing, Control lock, Temperature Alarm, Cooling timer	Refrigerant gas type	R600a
Fast freezing button	Yes	Type of compressor	Standard
Door open alarm	Yes	Foam agent	Cyclopentane
Temperature alarm	Yes	Max weight door panel (freezer)	47 kg
Type of temperature control	Electronic		







Performance / Energy Label NEW

Annual energy consumption	233 kWh/a	Sum of the volumes of the frozen compartment(s)	204 l
Total volume	204 l		

Electrical Connection

Plug	(F;E) Schuko	Voltage	220-240 V
Electrical connection rating	140 W	Frequency (Hz)	50 Hz
Current	1 A	Power supply cable length	240 cm

Symbols glossary (TT)

- | | | | |
|--|---|---|---|
|  | 4 stars freezing compartment for better food preservation. |  | Child lock: some models are fitted with a device to lock the programme/cycle so it cannot be accidentally changed. |
|  | LCD display: to optimize performance and simplify the use of the appliance. |  | Fast freezing: The fast freezing function brings the temperature of the compartment down when activated a few hours prior to usage. |
|  | Built-in niche |  | No Frost: The No Frost and Frost free systems prevent ice from forming so that no defrosting is required. |