


PVL675LCNAU

Product Family	Hob
Built-in type	Ultra-low profile or Fully Flushed
Dimensions	70/75 cm
Power supply	Gas
Type	Gas
EAN code	8017709259624



Aesthetics



Aesthetic	Dolce Stil Novo
Colour	Black
Finishing	Glass
Material	Glass
Glass type	Ceramic
Glass edge	Straight edge
Glass on Steel	Yes
Pan stands	Stainless steel
Pan Stand Coating	Titanium
Burners	Laminate
Burners Material	Brass
Burner Coating	Nichelato
Type of control setting	Control knobs
Control knob position	Front
No. of controls	5
Controls colour	Black
Serigraphy colour	Grey
Alternative colours available	Stainless steel

Programs / Functions

Total no. of cook zones	5
No. of gas cook zones	5

Options

Standard cut out 482-486x700-704 mm

Technical Features

UR

Centre-left - Gas - UR - 3.50 kW

Rear-centre - Gas - Semi Rapid - 1.60 kW

Front-centre - Gas - AUX - 1.00 kW

Rear-right - Gas - Rapid - 2.40 kW

Front-right - Gas - AUX - 1.00 kW

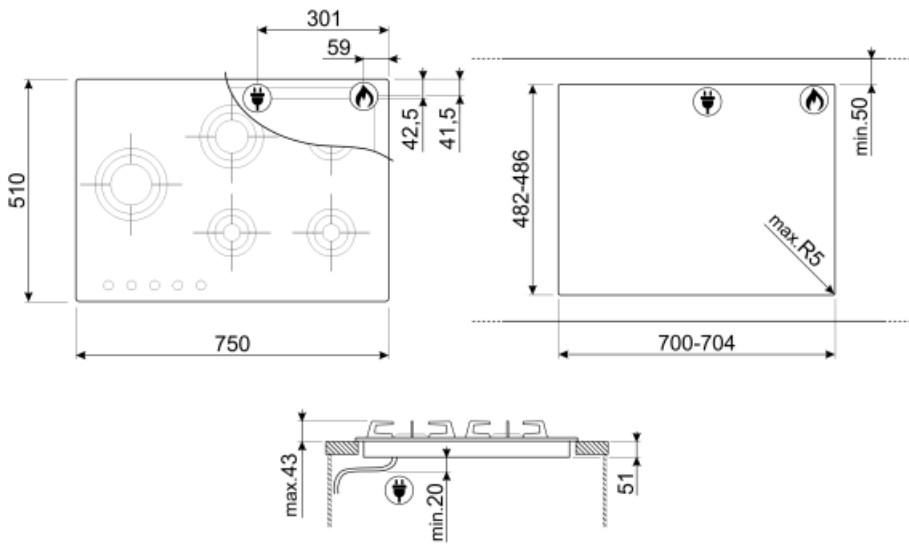
Gas safety valves Yes Automatic Ignition Yes

Electrical Connection

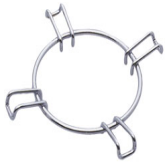
Plug	(I) Australia	Frequency (Hz)	50/60 Hz
Electrical connection rating (W)	1 W	Power supply cable length	120 cm
Voltage (V)	220-240 V	Plug	I
Type of electric cable	Single phase		

Gas Connection

Gas Type	G20 Natural gas	Other gas connections provided	Cylindrical
Gas connection	Conical	Gas connection rating (W)	9500 W
Other gas nozzles included	G30 GPL Liquid gas		



Not included accessories



GRW
Wok support



WOKGHU
Cast-Iron WOK Support

6MP1BF
6 Linea knobs kit for hobs with blade flame






GRM
Gas hobs moka support



6MP1BFB3



Symbols glossary (TT)

- | | | | |
|--|---|---|--|
|  | Knobs control |  | Reinforced base: A reinforced base, developed exclusively by Smeg, consists of a steel layer fixed to the underside of the glass surface of all gas on glass hobs. |
|  | Ultra rapid burners: Powerful ultra rapid burners offer up to 5kw of power. | | |