

DWAI6D15XT3



| | |
|--------------------------|-------------------------------|
| Product Family | Dishwashers |
| Commercial width | 60 cm |
| Commercial height | 86 cm |
| Installation | Partially-integrated built-in |
| Kitchen panel | Not supplied |
| N° baskets | 3, FlexiDuo |
| Motor | Inverter |
| EAN code | 8017709297152 |



Programs / Functions



| | | | |
|----------------------------------|-------------------------------|--------------------------|-----|
| N. of programmes | 10 | Auto sensor 45-65 | Yes |
| Washing temperatures | 38, 45, 50, 55, 65, 70, 75 °C | Quiet (~2 dB) | Yes |
| Soak | Yes | Intense | Yes |
| Express 27' | Yes | Sterilise | Yes |
| Crystal | Yes | Regular | Yes |
| Full express - 60 minutes | Si | Normal ECO | Yes |

Options

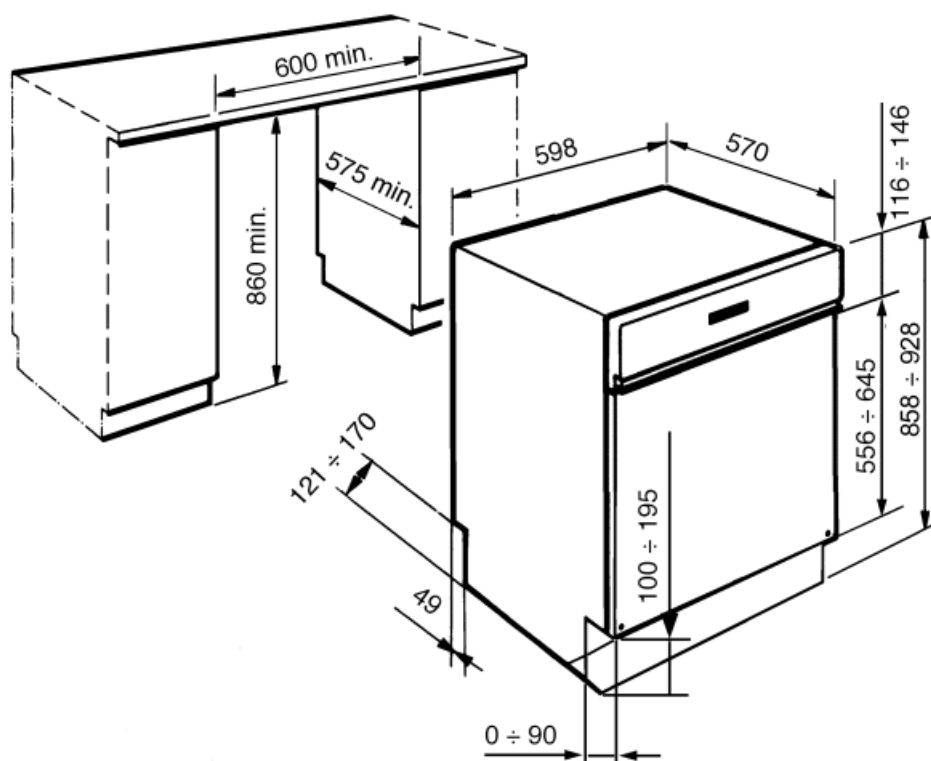


| | | | |
|----------------------------------|----------------|-----------------------------------|-----|
| Dry Assist+ option | Yes | Options for tabs FlexiTabs | Yes |
| Delay timer option | Up to 24 hours | Special programs option | Si |
| 1/2 load FlexiZone option | Yes | | |

Baskets



| | | | |
|---------------------------------|------|--|---|
| Basket colour | Grey | Largest loadable dish in upper basket | 19,0 cm |
| Basket components colour | Grey | Lower Basket | With completely foldable racks and glass holder |



Not included accessories



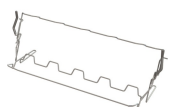
KITPL60N

Toekick Kit in Black colour with adjustable height and deepness. Can be installed over all the fully integrated and underbench models with variable fulcrum or flexifit hinges.



KITPL60B

Toekick Kit in White colour with adjustable height and deepness. Can be installed over all the fully integrated and underbench models with variable fulcrum or flexifit hinges.



KITGH

Kit glass holder. It has to be fitted on the first basket but only if there are foldable racks



KITPL60X





















Toekick Kit in Stainless Steel with adjustable height and deepness. Can be fitted over all the fully integrated and underbench models with variable fulcrum or flexifit hinges.



KITPLV2

Kit extension for dishwasher and washing machine: lenght mt. 2

Symbols glossary (TT)

| | | | |
|--|---|---|--|
|  | Aquatest measures the clarity of the water during an auto program, and automatically ensures the minimum consumption of water and energy. |  | Anti-drip: Some models of dishwashers are equipped with special polymer nozzles anti-drip, that improve the process of drying. |
|  | COMM_HEIGHT_86_72dpi |  | Delay Timer: The delay timer can postpone the start of the program by up to 24 hours. |
|  | FlexiDuo: The FlexiDuo 3rd cutlery basket allows you to arrange cutlery or small cups, ladles, or bulky utensils however you like: it consists of two separate and moveable modules. |  | Flexitabs: Flexitabs adjusts the wash cycle to give the best possible results regardless of the type of detergent used. |
|  | FlexiZone: The 1/2 load flexizone allows you to wash a reduced load saving energy, water and time and there are no restrictions on where the items are placed. |  | The new ExtraGlide guide system, available on top of the range models, makes the second basket even smoother and softer. In fact, it facilitates the extraction of the introduction, even at full load and, for the greater excursion, the insertion of crockery is also facilitated in the rear part. |
|  | Inverter technology: The evolution of Smeg's driers towards more intelligent and environmentally sustainable models has led to the choice of using Inverter technology with heat pumps, which reduces significantly energy consumption. |  | Noise Level: Excellent insulation and special devices keep noise to a minimum. |
|  | PLANETARIUM_WASHING_SYSTEM_72dpi |  | Auto 45°- 65°: The auto programme regulates the length of a cycle depending on the need for a pre-wash and the number of rinses required. |
|  | Crystals: The Crystals programme is dedicated to delicate dishes such as glasses and china. |  | Eco: Eco, this economic wash programme uses a low amount of water and energy in order to provide the most environmentally friendly cleaning option. |
|  | The Dry Assist + option, in addition to saving energy, ensures perfect drying of the dishes by opening the door automatically at the end of the wash c |  | Soak programme: The soak programme provides a rinse to prevent dirt from drying. |
|  | Rapid 27 Mins: The rapid 27 mins quick program takes just 27 minutes to wash a load. |  | Ultraclean: The Ultraclean option performs a final rinse at a high temperature of 70°C eliminating virtually all bacteria. |
|  | The symbols show the number of plate settings of the dishwasher. |  | Total Acquastop: In addition to the partial Acquastop protection present in all Smeg dishwashers, some models have an electronic device fitted to the water intake hose, which monitors water levels in the machine, detects leaks in the hose and switches off the water supply immediately when necessary. |



System WaterSave ensures the best washing results with minimal water consumption depending on the model of dishwasher.



...



...



...



...



...