

FISHER & PAYKEL

PRELIMINARY SPECIFICATION GUIDE

HEAT PUMP CONDENSING DRYER, 9KG SERIES 9



OVERVIEW

With class-leading energy efficiency, this Heat Pump Condensing Dryer is designed to be placed almost anywhere in the home. Perfect for laundries where venting is difficult, heat pump technology dries at lower temperatures for gentle fabric care while condensing moisture. Advanced anti-tangling capability ensures even drying, without sacrificing on speed.

MODELS

Heat Pump Condensing Dryer, 9kg
DH9060FS1

SERIES

Series 9
Condensing Dryer

FEATURES

- ① Class-leading 10 Star Energy Rating
- ② Easy installation with no need for external venting
- ③ Advanced anti-tangling technology for even drying
- ④ Auto-sensing technology detects moisture levels to prevent under or over drying
- ⑤ Steam Freshen cycle de-wrinkles, deodorises, and refreshes clothes
- ⑥ Option for a faster drying time than conventional heat pump dryers
- ⑦ Intuitive LCD display
- ⑧ Option to download cycles via easy-to-use app
- ⑨ Works with Google Assistant and Amazon Alexa

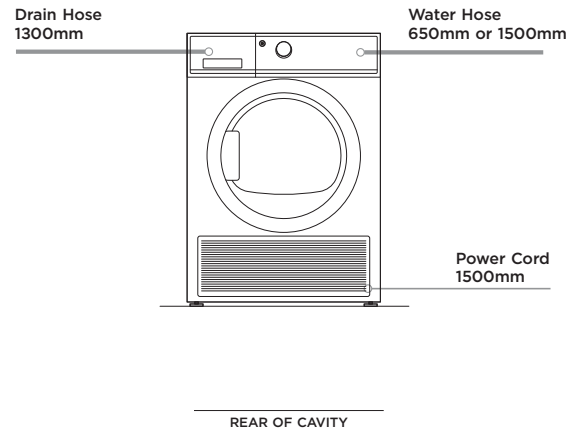
FISHER & PAYKEL

PRELIMINARY SPECIFICATION GUIDE

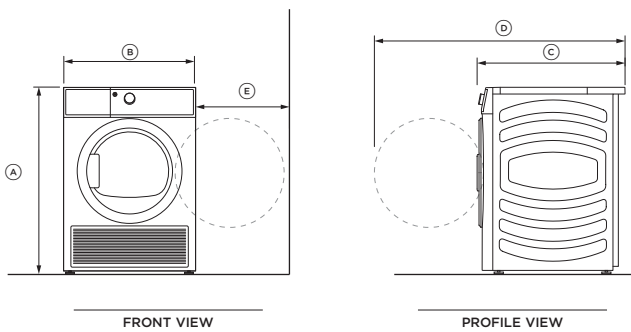
HEAT PUMP CONDENSING DRYER, 9KG SERIES 9

SPECIFICATIONS

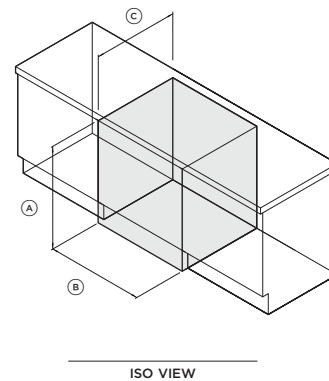
Model No.	DH9060FS1
Dimensions	H 850mm W 600mm D 665mm
Weight	53kg
Electrical	
Supply	220V - 240V, 50Hz
Service	10-amp circuit
Outlet	3-prong grounding-type
Plumbing	
Supply	Hose set and Y connector provided for connection to cold water (to enable Steam Freshen)
Pressure	Max. 1MPa (150psi) Min. 30KPa (4.5psi), Min. 6 litres/min



PRODUCT DIMENSIONS



CAVITY DIMENSIONS: STANDARD INSTALLATION



	mm
(A) Overall height*	
• Min	840
• Max	855
(B) Overall width	600
(C) Overall depth**	665
(D) Depth with the door open	1080
(E) Min. door clearance to adj. wall	335

* Includes adjustable mounted feet and the range of movement

** Includes dial and door when closed

	mm
(A) Minimum height*	860
(B) Minimum width	640
(C) Minimum cavity depth	
• Flush with front panel of the product	640
• In cupboard	705
Minimum gap clearance to adjacent product or cabinetry**	20

* Depends on feet adjustment

** Applies to sides, top and rear