


WWD380 WCS PowerWash & Steam & 9 kg W1 front loader washing machine.



- Tested for 20 years of perfect laundry care*
- Save energy with a 4.5 Star energy rating
- SteamCare reduces ironing time by up to 50 % and freshens up your clothes
- QuickPowerWash ensures fast, efficient results in just 49 minutes***
- Complete App control of your washing machine with Miele@ home****

* During the development phase of the W1 washing machine series, Miele tested models and core components in 5000 wash loads (= 5 wash loads per week for 50 weeks per year) in various programmes. More: miele.com/20years

*** This applies to all Miele washing machines that enable the process and machine-related parameters presented in the summary of the WL 1110/18 test report to be implemented.

**** Miele@home is a separate digital offer from Miele & Cie. KG. All smart applications are made possible with the Miele@home system. The range of functions can vary depending on the model and the country.

EAN: 4002516863236 / Material number: 12704860

Construction type	
Appliance colour	Lotus white
Suitable for stacking	•
Door hinging	Right
Built-in	•
Can be built-under	—
Spinning	
Max. spin speed	1400
Design	
Door design	Obsidian Black with white ring
Control panel version	5° inclined
Display	DirectSensor white, 7 segment
Convenience features	
Networking with Miele@home	•
Delay start up to 24 hours	•
Time of day display	—
Drum lighting	—
AddLoad	•
Efficiency and sustainability	
Energy / WELS Star Rating	4.5 / 4.5
WELS Details	77 L / wash ECO 40-60
Registration Details Energy / WELS	ACW1532 / C02418
EcoFeedback	—
ProfiEco motor	•
Wash programmes	
QuickPowerWash	•
Shirts	•
Silk (hand-washable)	—
Woollens (hand-washable)	•
Express 20	•
Outerwear	—
Proofing	—
Sportswear	—
Down	—
Cottons hygiene	—
Washing extras	
SingleWash	—
Short	•
Soak	—
Pre-wash	•
Water plus	•
Extra quiet	—
Pre-ironing with steam	•
Buzzer	•
AllergoWash	—

WWD380 WCS PowerWash & Steam & 9 kg W1 front loader washing machine.



EAN: 4002516863236 / Material number: 12704860

Safety

Water protection system	Watercontrol-System
-------------------------	---------------------

Technical data

Dimensions (H x W x D) in mm	850 x 596 x 643
------------------------------	-----------------

Appliance depth in mm with opened door	1077
--	------

Appliance depth w/o door in mm	—
--------------------------------	---


Accessories supplied

3 caps	—
--------	---

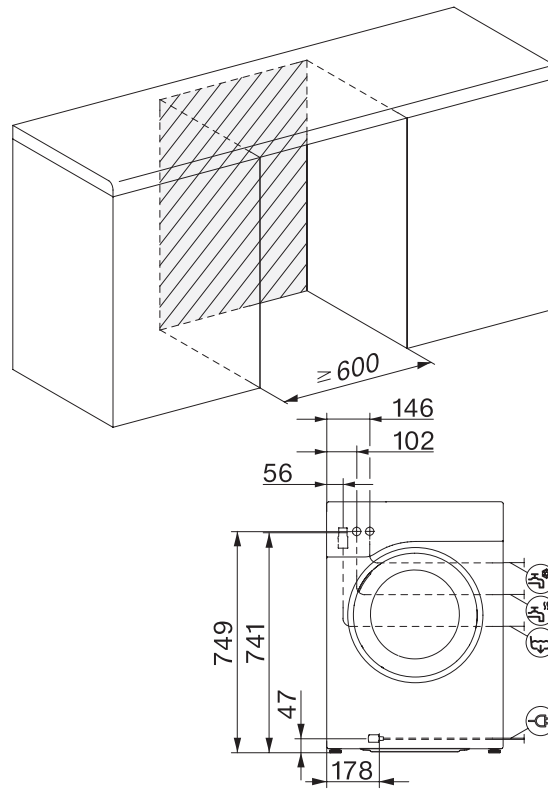
UltraPhase 1 + 2	—
------------------	---

Voucher for Miele detergent	—
-----------------------------	---

Voucher for Miele UltraPhase	—
------------------------------	---



WWD380 WCS Installation diagrams



W1 drawing, fascia 5 degree, measures in mm